

# OptiTip® Assembly

CORNING

## Features and Benefits

**OptiTip® MT preterminated cabling solution**  
Up to 50 percent faster per system deployment

**Factory-tested**  
Quick, reliable installation

**Flexibility for various network designs**  
Indoor and outdoor application

**OptiTip MT Connector**  
Compatible with FlexNAP™ System, MDU terminals, FDT stubbed terminals

**Robust design keeps connector intact during installation**  
Integral pulling eye/connector cap designed for 100 lb maximum pulling tension

## Standards

Design and Test Criteria    Telcordia GR-3152 RUS

The OptiTip® assembly is designed for use in outside plant fiber access networks with FlexNAP and OptiSheath® MDU and Fiber Distribution terminals. This innovative cable assembly solution provides enhanced design flexibility, increased deployment speed and reduced installation cost.

The OptiTip® connector is the key enabler for quick connect of up to 12 fibers at a time. The connector is based on the field proven MTP® connector technology encapsulated in a hardened package suitable for use in any environment. A male (pinned) version and a female (non pinned) version are easily joined to make a watertight terminal or in-line connection. Factory installation and testing ensures reliable, low optical loss on all fibers.

OptiTip assemblies are available with SST-Drop™ Outdoor Cable or FREEDM® Flat Drop Indoor/Outdoor LSZH cable which allows for easy migration of indoor and outdoor applications. The OptiTip Assembly is available with either pinned or non-pinned OptiTip MT Connectors to match your network needs.



**OptiTip Interconnect Harness Assembly**  
| Photo CCA225



**OptiTip MT Connector**  
| Photo LAN1000

CORNING

## Specifications

OptiTip® MT Connectors	
Operation	-40 °C to 70 °C (-40° to +158°F)
Length	3.47-in female, tip to end of boot (4.07-in with dust cap installed) 3.29-in male, tip to end of boot (4.23-in with dust cap installed) 3.29-in male, tip to end of boot (4.23-in with dust cap installed)
Maximum Outer Diameter	0.7 in minimum recommended duct size is 1.25-in
Mateability	Pinned alignment, male-to-female connector or female connector to male adapter
Qualification	EIA/TIA 568-B.3, GR-3152, IP 69K and IP 68
Reflectance	Single-mode OS2: $\leq -65$ dB
Tensile Strength	100 lb when factory installed on SST-Drop™ or FREEDM® Flat-Drop Cable
Durability	< 0.3 dB change, 200 rematings, FOTP-21
Insertion Loss, Maximum	0.65 dB maximum per fiber
Insertion Loss	0.35 dB typical

\* Full specifications for environmental hardiness are available upon request: Gen. Spec doc. PGS115(108)

LC, SC and ST® Compatible Connectors	
Operation	-40 °C to 70 °C (-40° to +158°F)
Intermateability	TIA/EIA-568-B.3, FOCIS - TIA/EIA-604-10 (LC), TIA/EIA-604-3 (SC), TIA/EIA-604-2 (ST Compatible)
Qualification	EIA/TIA 568-B.3
Reflectance	Single-mode OS2: $\leq -55$ dB
Durability	< 0.2 dB change, 500 rematings, FOTP-21
Tensile Strength	$\leq 0.2$ dB dB change, 15 lb FOTP-6
Insertion Loss, Maximum	0.5 dB maximum per fiber, 0.2 dB typical

SST-Drop™ Outdoor Cable	
Installation	-22 °F to 158 °F
Operation	-40 °F to 158 °F (-40° to +70°C)
Qualification	GR-20, EIA/TIA 568-B.3, RDUP listed
Weight	20 lb, 1,000 ft (30 kg/km)
Outside Diameter	0.32 in
Tensile Strength	300 lb (1350 N)
Durability	< 0.3 dB change, 200 rematings, FOTP-21
Compressive Loading	125 lb/in (220 N/cm)

\* Full specifications for environmental hardiness are available upon request: Gen. Spec doc. PGS115(108)

## SST-Drop™ Outdoor Cable

Insertion Loss, Maximum	0.65 dB maximum per fiber
Insertion Loss	0.35 dB typical

\* Full specifications for environmental hardiness are available upon request: Gen. Spec doc. PGS115(108)


## FREEDM® LSZH™ Flat-Drop Indoor/Outdoor Cable

Installation	-22 °F to 158 °F
Operation	-40 °F to 158 °F (-40° to +70°C)
Qualification	GR-20, EIA/TIA 568-B.3, RDUP listed
Weight	20 lb, 1,000 ft (30 kg/km)
Outside Diameter	0.32 in
Tensile Strength	300 lb (1350 N)
Durability	< 0.3 dB change, 200 rematings, FOTP-21
Compressive Loading	125 lb/in (220 N/cm)
Insertion Loss, Maximum	0.65 dB maximum per fiber
Insertion Loss	0.35 dB typical

\* Full specifications for environmental hardiness are available upon request: Gen. Spec doc. PGS115(108)

## OptiTip® Direct Trunks


The OptiTip® Direct Trunk is an outdoor or indoor/outdoor cable factory terminated with a female OptiTip MT Connector. Each connector is protected with a sealed dust cap that has an integral pulling eye.



OptiTip Direct Trunk

## OptiTip® Extender Trunks

The OptiTip® Extender Trunk is an outdoor or indoor/outdoor cable factory terminated with a female OptiTip MT Connector on one end and a male OptiTip Connector on the other end. Each connector is protected with a sealed dust cap. The female dust cap has an integral pulling eye.




OptiTip Extender Trunk

# OptiTip® Assembly

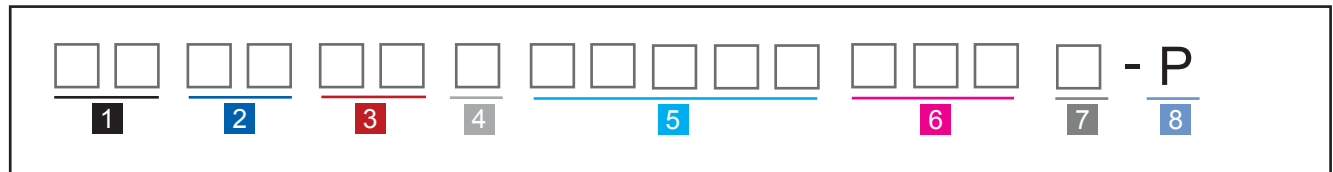
CORNING

## OptiTip® Harness Assembly

The OptiTip® Harness Assembly is an outdoor or indoor/outdoor cable factory terminated with a male OptiTip MT Connector on one end and a furcation and breakout to LC, SC or ST® Compatible single-fiber connectors, or an MTP® Multifiber Connector, on the other end. Single-fiber connectors are terminated on 24 in long, 2.0 mm jacketed furcation legs. The MTP Connector is terminated on a 24 in long, 2.9 mm round furcation leg.



## Ordering Information



### 1 Select connector type 1.

- 00 = Stub end
- M1 = OptiTip®, non-pinned, single-mode
- M2 = OptiTip, pinned, single-mode

### 2 Select connector type 2.

- M1 = OptiTip, non-pinned, single-mode
- M2 = OptiTip, pinned, single-mode
- 02 = LC UPC single-mode
- 44 = SC APC single-mode
- 90 = MTP single-mode

### 3 Select fiber count.

- 02 = 2 fibers
- 04 = 4 fibers
- 06 = 6 fibers
- 08 = 8 fibers
- 12 = 12 fibers

### 4 Select fiber type.

- E = Single-mode

### 5 Select cable type.

- B4D1E = SST-Drop Dielectric Cable
- B1D1E = SST-Drop Toneable Cable (Single-mode only)
- BZD1X = FREEDM LSZH Flat Drop Cable

### 6 Select length.

- 050 = 50 ft
  - 100 = 100 ft
  - A00 = 1000 ft
- See Notes 1 and 2.

### 7 Select unit of measure.

- F = Feet
- M = Meters

### 8 Defines packaging.

- P = Individual packaging

1) Minimum length is 10 ft (3 m). All other lengths must be ordered in 10 or 25 ft increments or 5 m.

2) For lengths greater than 1000 ft/m, contact Customer Care.

3) M2M2 is not a valid configuration.

Corning Optical Communications LLC • PO Box 489 • Hickory, NC 28603-0489 USA

800-743-2675 • FAX: 828-325-5060 • International: +1-828-901-5000 • [www.corning.com/opcomm](http://www.corning.com/opcomm)

A complete listing of the trademarks of Corning Optical Communications is available at [www.corning.com/opcomm/trademarks](http://www.corning.com/opcomm/trademarks). All other trademarks are the properties of their respective owners. Corning Optical Communications is ISO 9001 certified.

© 2018 Corning Optical Communications. All rights reserved.