

Single-Fiber Tight-Buffered Cables, Plenum

CORNING

Features and Benefits

Meets NEC requirements

Meets burn test criteria

All-dielectric strength member

Mechanical durability

Standards

Listings

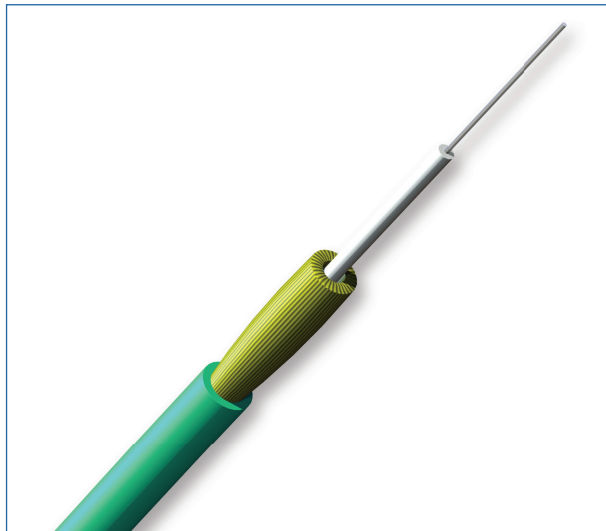
National Electrical Code®
(NEC®) OFNP, FT-6

Design and Test Criteria

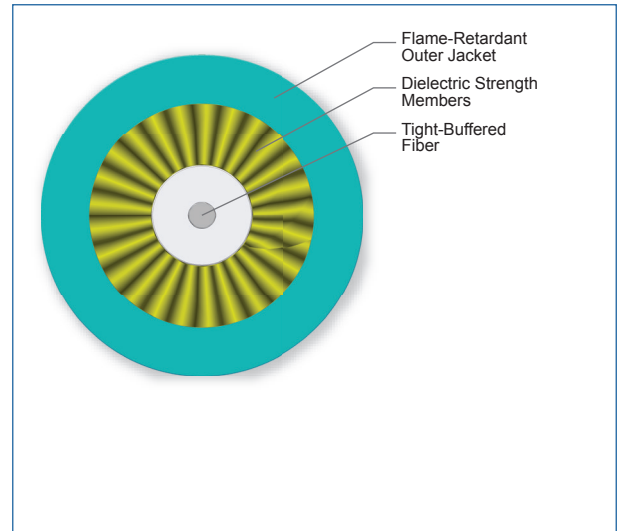
NFPA 262 and CSA FT-6
(for plenum, riser and general building applications);
ICEA S-83-596

Corning single-fiber cables are designed for interconnect applications. A 900 µm buffered fiber is surrounded by aramid yarn strength members and a flame-retardant jacket. Dielectric strength members offer mechanical durability and the flame-resistant jacket meet requirements of the National Electrical Code® (NEC®) Article 770.

This cable is available in 12 different jacket colors – blue, orange, green, brown, slate, white, red, black, yellow, violet, rose and aqua. The colored jacket allows for easy visual identification of the cables. The standard jacket color will be determined by the dominant fiber type in the cable and will use the standard part numbers shown here. Contact Customer Care at 1-800-743-2675 to order other color options.



Single-Fiber Plenum Cable
| Photo PIM1234



Single-Fiber Plenum Cable
| Photo PIM1234

CORNING

Single-Fiber Tight-Buffered Cables, Plenum

CORNING

Specifications

Temperature Range	
Storage	-40 °C to 70 °C (-40 °F to 158 °F)
Operation	0 °C to 70 °C (32 °F to 158 °F)

* Note: Corning recommends storing cable in a proper temperature environment prior to installation to allow the cable temperature to meet installation temperature range specifications for best installation results.

Mechanical Characteristics Cable					
Fiber Count	Nominal Outer Diameter	Max. Tensile Strength, Short-Term	Max. Tensile Strength, Long-Term	Min. Bend Radius Installation	Weight
1	2.9 mm (0.11 in)	220 N (50 lbf)	66 N (15 lbf)	43.5 mm (1.7 in)	7.4 kg/km (5.0 lb/1000 ft)
1	2.0 mm (0.08 in)	220 N (50 lbf)	66 N (15 lbf)	30 mm (1.2 in)	4.3 kg/km (2.9 lb/1000 ft)
1	1.6 mm (0.06 in)	150 N (33 lbf)	45 N (10 lbf)	25 mm (1.0 in)	2.7 kg/km (1.8 lb/1000 ft)

Chemical Characteristics	
RoHS	Free of hazardous substances according to RoHS 2011/65/EU

CORNING

Single-Fiber Tight-Buffered Cables, Plenum



Transmission Performance

Multimode					
Fiber Core Diameter (µm)	62.5	50	50	50	50
Fiber Category	OM1	OM2	OM3	OM4	OM4 Extended Distance
Fiber Code	K	T	T	T	T
Performance Option Code	30	31	80	90	91
Wavelengths (nm)	850/1300	850/1300	850/1300	850/1300	850/1300
Maximum Attenuation (dB/km)	3.4/1.0	2.8/1.0	2.8/1.0	2.8/1.0	2.8/1.0
Serial 1 Gigabit Ethernet (m)	300/550	750/600	1000/600	1000/600	1100/600
Serial 10 Gigabit Ethernet (m)	33/-	150/-	300/-	550/-	600/-
Min. Overfilled Launch (OFL) Bandwidth (MHz*km)	200/500	700/500	1500/500	3500/500	3500/500
Minimum Effective Modal Bandwidth (EMB) (MHz*km)	220/-	950/-	2000/-	4700/-	5350/-
Min. Bend Radius Operation (mm (in))	25 (1.0)	7.5 (0.3)	7.5 (0.3)	7.5 (0.3)	7.5 (0.3)

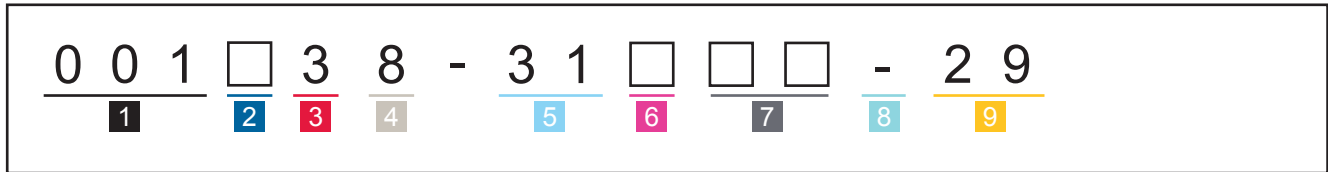
Single-mode		
Fiber Name	SMF-28e® fiber	SMF-28® Ultra fiber
Fiber Category	G.652.D	G.652.D/G.657.A1
Fiber Code	E	Z
Performance Option Code	31	31
Wavelengths (nm)	1310/1383/1550	1310/1383/1550
Maximum Attenuation (dB/km)	0.65/0.65/0.50	0.65/0.65/0.50
Min. Bend Radius Operation (mm (in))	25 (1.0)	10 (0.39)



Single-Fiber Tight-Buffered Cables, Plenum

CORNING

Ordering Information | *Note: Contact Customer Care at 1-800-743-2675 for other options.*



1 Defines fiber count.
001

2 Select fiber code.
K = 62.5 μm multimode (OM1)
T = 50 μm multimode (OM2/OM3/OM4/OM4+)
E = Single-mode (OS2) SMF-28e®
Z = Single-mode (OS2) SMF-28® Ultra fiber

3 Defines cable type.
3 = Single-fiber cable

4 Defines outer jacket.
8 = Plenum

5 Defines fiber placement and markings.
31 = Single-fiber cable (feet markings)

6 Select diameter options.
1 = 2.9 mm
3 = 2.0 mm
4 = 1.6 mm

7 Select performance option code.
30 = 62.5 μm multimode (OM1)
31 = 50 μm multimode (OM2)
80 = 50 μm multimode (OM3)
90 = 50 μm multimode (OM4)
91 = 50 μm multimode (OM4+)
31 = Single-mode (OS2)
(Max. attenuation 0.35/0.35/0.25 dB/km)

8 Defines cable type.
- = Single-fiber cable

9 Defines special manufacturing code.
29 = Standard for single-fiber plenum cable



Corning Optical Communications LLC • PO Box 489 • Hickory, NC 28603-0489 USA

800-743-2675 • FAX: 828-325-5060 • International: +1-828-901-5000 • www.corning.com/opcomm

A complete listing of the trademarks of Corning Optical Communications is available at www.corning.com/opcomm/trademarks. All other trademarks are the properties of their respective owners. Corning Optical Communications is ISO 9001 certified.

© 2016 Corning Optical Communications. All rights reserved.

CORNING