

Human Umbilical Cord-derived Mesenchymal Stem Cell Production in Corning® HYPERStack® 36-layer Cell Culture Vessels

CORNING

Application Note

Hilary Sherman and John Shyu
Corning Incorporated, Life Sciences
Kennebunk, ME USA

Introduction

Mesenchymal stem cells (MSCs), which are multipotent stromal cells, have recently attracted significant interest for their possible use in regenerative medicine applications. As a multipotent cell, MSCs have the potential to differentiate into other lineages such as adipocytes, osteocytes, and chondrocytes¹. Additionally, they are known to secrete trophic factors that can play an important role in immunoregulation¹. Although, MSCs can be isolated from a variety of tissue sources, human umbilical (HU) cord-derived MSCs offer several advantages². HU MSCs are collected from discarded tissue after birth which means there is no additional procedure required for collection². Additionally, they have been shown to grow faster and can be maintained longer *in vitro*². Our results show that over 1 billion human umbilical cord-derived MSCs can be obtained from a single HYPERStack 36-layer vessel. Furthermore, harvested cells have high viability and express markers often used in MSC identity.

Materials and Methods

Human umbilical cord-derived MSCs (RoosterBio Cat. No. hUC-1M-XF) were thawed into T-175 flasks (Corning Cat. No. 431080) containing RoosterNourish™-MSC-XF (RoosterBio Cat. No. KT-016) per vendor's recommended protocol. Upon achieving 90% confluence, cells were harvested with TrypLE™ Express Enzyme (Thermo Fisher Cat. No. 12604021) and centrifuged at 200 x g for 10 minutes. Cells were re-plated in Corning HYPERFlask® M cell culture vessels (Corning Cat. No. 10031) at a density of 3×10^3 cells/cm². After five days of culturing at 37°C, cells were harvested as previously described and seeded into pre-warmed Corning HYPERStack 36-layer vessels (Corning Cat. No. 10036) at 3×10^3 cells/cm². It is recommended to pre-warm the Corning HYPERStack 36-layer vessel at 37°C to prevent any temperature gradients during the seeding process. Following five days of culture, cells were harvested and assessed for yield and viability. To confirm MSC identity, approximately 1×10^7 cells were stained (BD Cat. No. 562245) per vendor's protocol and assessed via flow cytometry.

Results and Discussion

Figure 1 shows MSC densities ranging from 6.1×10^4 to 8.0×10^4 cells/cm² after 5 days of culture. The average of all three studies results in a total MSC yield of over 1.24×10^9 cells per HYPERStack 36-layer vessel. For MSCs to have therapeutic applications, it is essential to recover cells that have high viability and express appropriate markers³. Our data shows greater than 85% average

MSC viability from HYPERStack 36-layer vessels (Figure 2). The International Society for Cellular Gene Therapy (ISCT) has defined the minimal criteria for hMSC quality as expressing >95% of CD105, CD73, and CD90 and lack of expression (<2%) of typical hematopoietic markers CD45, CD34, CD14 or CD11b, CD79a or CD19, and HLA-DR surface molecules⁴. Figure 3 demonstrates MSCs recovered from HYPERStack 36-layer vessels have greater than 99% expression of CD90, CD105, and CD73 while expressing less than a half of one percent (<0.5%) of negative markers (CD45, CD34, CD11b, CD19, and HLA-DR).

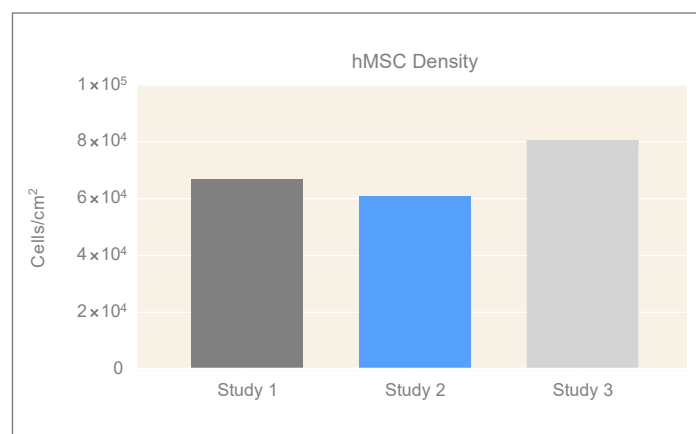


Figure 1. Human MSC recovery. Human umbilical cord-derived MSC recovery from 3 Corning HYPERStack-36 cell culture vessels.

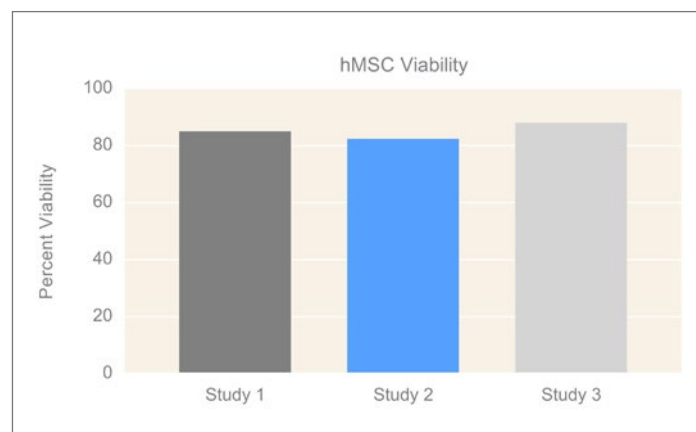


Figure 2. High MSC viability. Human umbilical cord-derived MSC viability from 3 Corning HYPERStack-36 cell culture vessels.

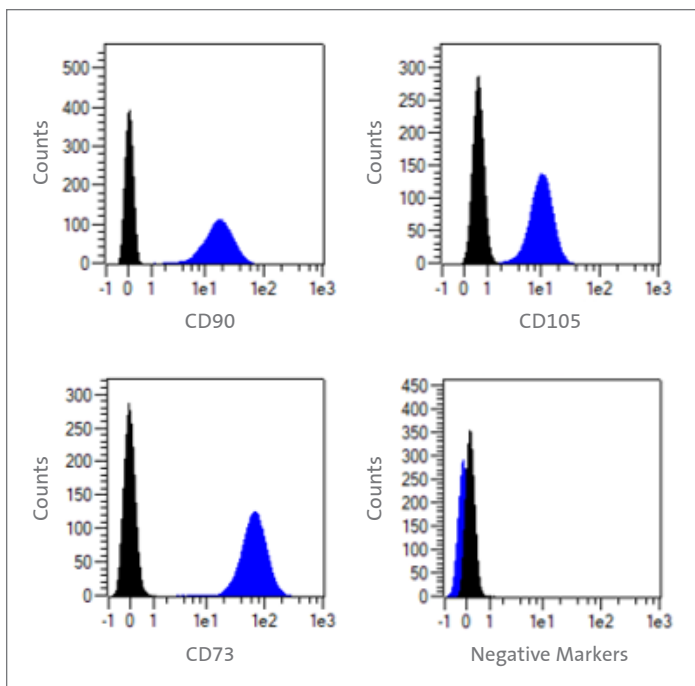


Figure 3. Appropriate markers of MSC identity. Representative MSC marker expression from one study. Sample in blue compared to isotype control in black. Negative markers are a cocktail of CD45, CD34, CD11b, CD19, and HLA-DR.

Conclusions

As more clinical trials are evaluating MSC-based therapies, the demand for more pertinent adherent scale-up tools is likely to increase. Corning® HYPERStack® 36-layer cell culture vessels offer a closed system solution for scaling up large quantities of quality, human umbilical cord-derived MSCs. Most importantly, the MSCs expanded in the HYPERStack 36-layer vessel expressed high percentages of CD90, CD105, and CD73, characteristic of MSC quality. The ability to grow large quantities of human umbilical cord-derived MSCs with high viability and relevant expression markers will further expand their usage in therapeutic applications.

References

1. Kassem M. Mesenchymal stem cells: biological characteristics and potential clinical applications. *Cloning and Stem Cells* 6.4:369-374 (2004).
2. Wang L, et al. A comparison of human bone marrow-derived mesenchymal stem cells and human umbilical cord-derived mesenchymal stromal cells for cartilage tissue engineering. *Tissue Eng. Part A* 15.8:2259-2266 (2009) .
3. Hassan, MNFB, et al. Large-scale expansion of human mesenchymal stem cells. *Stem Cells International* 9529465 (2020).
4. Robb KP, et al. Mesenchymal stromal cell therapy: progress in manufacturing and assessments of potency. *Cytotherapy* 21.3:289-306 (2019).

For more specific information on claims, visit www.corning.com/certificates.

Warranty/Disclaimer: Unless otherwise specified, all products are for research use or general laboratory use only.* Not intended for use in diagnostic or therapeutic procedures. Not for use in humans. These products are not intended to mitigate the presence of microorganisms on surfaces or in the environment, where such organisms can be deleterious to humans or the environment. Corning Life Sciences makes no claims regarding the performance of these products for clinical or diagnostic applications. ***NOTE:** The following products and their sterile accessories are considered US class I medical devices: Tissue culture plates, flasks and dishes (area >100 cm²), multilayer flasks, spinner flasks, Erlenmeyer flasks, Corning HYPERFlask and HYPERStack vessels, Corning CellSTACK chambers, centrifuge tubes, cell culture tubes, cryogenic vials, roller bottles, polystyrene microcarrier beads. Falcon IVF products are US class II and CE marked per the EU medical device directive 93/42/EEC.

CORNING

Corning Incorporated
Life Sciences

www.corning.com/lifesciences

NORTH AMERICA
t 800.492.1110
t 978.442.2200

ASIA/PACIFIC
Australia/New Zealand
t 61 427286832
Chinese Mainland
t 86 21 3338 4338

India
t 91 124 4604000
Japan
t 81 3-3586 1996
Korea
t 82 2-796-9500
Singapore
t 65 6572-9740
Taiwan
t 886 2-2716-0338

EUROPE
CSEurope@corning.com
France
t 0800 916 882
Germany
t 0800 101 1153
The Netherlands
t 020 655 79 28
United Kingdom
t 0800 376 8660

All Other European Countries
t +31 (0) 206 59 60 51

LATIN AMERICA
grupoLA@corning.com
Brazil
t 55 (11) 3089-7400
Mexico
t (52-81) 8158-8400